

Full Colour Multi Function Printer

RICOH
imagine. change.

RICOH IM C4500 IM C6000

☑ Copier ☑ Printer ☑ Facsimile ☑ Scanner



Welcome to a new era of technology that keeps your workplace up to date with RICOH C4500 / C6000 range of intelligent devices. Device and technology that is designed to grow and adapt, just as your business does.

Today's workplace needs to be ready for tomorrow. RICOH Intelligent Devices provide smooth access to functionality upgrades and productivity enhancements when they are released, without needing to change your hardware. Turn your device into a powerful hub that helps you manage information workflows efficiently, using technology that is scalable, secure, sustainable and simple.

Now is the time to:

- Protect your devices with easy access to security updates
- Take advantage of easy productivity upgrades at your own pace
- Save costs by bringing high-standard quality print output in-house
- Maximise productivity with streamlined workflows



Ricoh
Outstanding Achievement in Innovation for
Ricoh Intelligent Scanning



Ricoh IM C4500
Outstanding 45-ppm Colour Copier MFP

Upgrade to a Higher Level of Performance

With our new intelligent devices, you can benefit from the outstanding quality, reliability and security that you can expect from Ricoh, plus on-demand access to the latest technology.

Greater Control of Scan and Print Management

Scanning of smaller sized documents can be easily done with the new small sized paper scan unit. The double feed detection unit helps to improve scan accuracy while the EFI controller enhances print management. Now, you can also create professional grade flyers at your own convenience with our inner multi-folding unit.



Maximise Cost Savings

Enjoy lower running costs and reduced energy consumption thanks to environmentally friendly low TEC (Typical Electricity Consumption) values. Furthermore, take advantage of RICOH Intelligent Support services that anticipate potential issues and send corrective instructions via the Smart Operation Panel, avoiding interruptions and prolonging the optimal performance of your device – avoiding the need for intervention by more costly IT resources.

Seamless User Experience

Our intelligent devices offer efficient working and reduced user intervention by expanding paper capacity. Choose from our versatile finishing and paper options for a professional touch to save time and reduce outsourcing expenses. With RICOH Intelligent Support, experience maximum device uptime and minimal disruption across all your devices.




Next-level Productivity with Smart Operations

Interact with the 10.1" Smart Operation Panel like a typical smart device and configure it for quick and easy access to apps you use most often. A variety of mobile connectivity options enable printing or scanning to the office network or cloud from a smart device with built in support for NFC, AirPrint or Mopria. All this underpinned by a unique suite of support apps from RICOH Smart Integration.

Technology that grows with your Business

Simply add software solutions, applications and cloud services as you need them to optimise your document management workflows and help your employees work faster, smarter and more securely. RICOH Always Current Technology allows new features, applications and upgrades to be downloaded and installed directly to your device on request. No need to call a technician or wait until end of a contract. Easy. Scalable. Customisable.



66% of business leaders believe they will fall behind competitors if they don't invest in new printing technology²

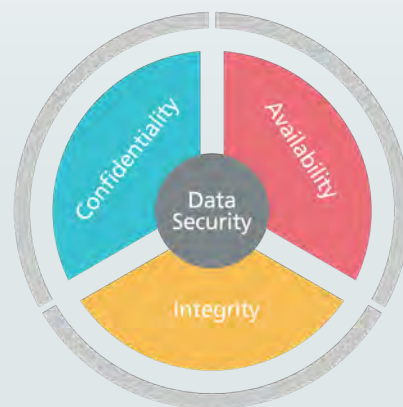


"You can connect your RICOH Intelligent Device to external cloud services and third-party apps with Ricoh workflow applications. Convert paper-based information to digital by scanning directly to services such as DropBox™ or Sharepoint™, or scan direct to folders on your corporate network. Get quick access to a range of 'scan-to' functionality as new services become available."

Rely on Outstanding Built-in Security

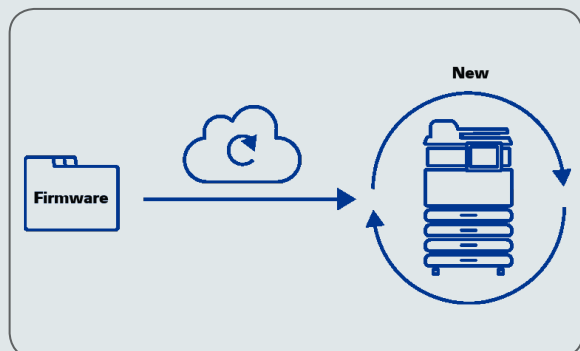
Ricoh enables secure access to data whilst ensuring that security features and products do not hinder business innovation, functionality or productivity – so you can get on with the job, knowing your data is safe.

Ricoh helps protect your business data throughout its entire lifecycle – from solutions such as user authentication which prevents sensitive documents from being viewed, copied or sent by unauthorised users, to hard drive surrender services for the device at its end of life. Ricoh's DataOverwriteSecurity System (DOSS) is designed to overwrite the areas of the hard drive used for image processing after each printing, copy, scan or fax job.



Making sure you always have the latest firmware

To help keep you up and running, the Automatic Firmware feature automatically updates your Ricoh Intelligent Device, helping to optimize your machine for maximum efficiency. Now, there is no need to wait for technicians to make onsite service calls to update device. Plus, this feature automatically downloads the latest security patches for extra protection so that using your device is easy and worry free.



RICOH IM C4500 / IM C6000

MAIN SPECIFICATIONS

GENERAL		PAPER HANDLING																					
Warm-up time:	21 Seconds	Recommended paper size:	SRA3, A3, A4, A5, A6, B4, B5, B6																				
First output speed:	Full colour (IM C4500/C6000): 5.4 Seconds/ 4.2 Seconds B/W (IM C4500/C6000): 3.6 Seconds/ 2.9 Seconds Continuous output speed C4500/C6000): 45ppm/60ppm	Paper Input Capacity:	Standard: 1,200 sheets Maximum: 4,700 Sheets																				
Memory Std/Max:	2GB Std / 4GB Max	Paper Output Capacity:	Standard: 500 Sheets Maximum (IM C4500/C6000): 3,625 Sheets																				
HDD Std/Max:	320GB Std/Max	Paper Weight:	60 - 300 g/m ²																				
ARDF/SPDF Capacity:	100/220 sheets	Paper Types:	Plain paper, Recycle paper, Special paper, Color paper, Letterhead, Cardstock, Preprinted paper, Bond paper, Coated paper, Envelope, Gloss paper, Label paper, OHP																				
Dimensions (W x D x H):	Standard: 587 x 685 x 788 mm Max (excluding ARDF/SPDF): 668 x 738 x 1030 mm	ECOLOGY																					
Weight (Mainframe - IM C4000/C6000):	Less Than 87.5Kg	Power consumption:	Maximum (IM C4500/C6000): Less Than 1,850 W Ready mode (IM C4500/C6000): 59.0 W Sleep mode (IM C4500/C6000): 0.62 W TEC Value (IM C4500): 1.8kWh (IM C6000): 2.7kWh																				
Power source:	220 - 240V 50/60Hz	OUTPUT TRAY AND FINISHER OPTION																					
COPIER		<table border="1"> <tbody> <tr> <td>1 x 550-Sheets Paper Tray (PB 3270)</td> <td rowspan="2">Paper Size : A6-SRA3, Paper Weight : 60-300g/m²</td> </tr> <tr> <td>2 x 550-Sheets Paper Tray (PB 3280)</td> </tr> <tr> <td>2,000-Sheets Large Capacity Tray (LCIT PB3290)</td> <td rowspan="2">Paper Size : A4, Paper Weight : 60-300g/m²</td> </tr> <tr> <td>1,500-Sheets Large Capacity Tray (LCIT RT3040)</td> </tr> <tr> <td>1,000-Sheets Hybrid Finisher (SR3260)</td> <td>Paper Size : Proof Tray :A6-A3, Shift Tray : A6-A3, Paper weight : 60-300g/m² Staple paper size : A4-A3, Staple paper weight :52-105g/m Staple position : Top, Bottom, 2 Staples Staple capacity Max : 50 sheets (A4) 30 Sheets (A3) Stapleless capacity Max : 5 sheets (A4/A3)</td> </tr> <tr> <td>3,000-sheet Finisher (SR 3280)</td> <td>Paper Size : Proof Tray :A6-A3, Shift Tray : A6-A3, Paper weight : 60-300g/m² Staple paper size : A4-A3, Staple paper weight :52-105g/m Staple position : Top, Bottom, 2 Staples, Top slant Staple capacity Max : 50 sheets (A4) 30 Sheets (A3)</td> </tr> <tr> <td>1,000-Sheet Booklet Finisher (SR3270)</td> <td>Paper Size : Proof Tray :A6-A3, Shift Tray : A6-A3, Booklet tray : A4-A3 Paper weight : 60-300g/m² Staple paper size : A4-A3, Staple paper weight :52-105g/m Staple position : Top, Bottom, 2 Staples, Booklet Staple capacity Max : 50 sheets (A4) 30 Sheets (A3)</td> </tr> <tr> <td>2,000-Sheet Booklet Finisher (SR3290)</td> <td>Paper Size : Proof Tray :A6-A3, Shift Tray : A6-A3, Booklet tray : A4-A3 Paper weight : 60-300g/m² Staple paper size : A4-A3, Staple paper weight :52-105g/m Staple position : Top, Bottom, 2 Staples, Booklet Staple capacity Max : 50 sheets (A4) 30 Sheets (A3)</td> </tr> <tr> <td>500-Sheet Internal Finisher (SR3250) (IM C6000 is not supported)</td> <td>Paper Size : A6-A3, Paper weight : 60-300g/m² Staple paper size : A4-A3, Staple paper weight :52-105g/m Staple position : Top, Bottom, 2 Staples Staple capacity Max : 50 sheets (A4) 30 Sheets (A3)</td> </tr> <tr> <td>Internal Shift Tray (SH3080)</td> <td>Tray Capacity : 250 sheets, Paper size : 320 mm x 600 mm or smaller, Paper weight : 60-300g/m²</td> </tr> <tr> <td>One-bin tray (BN3130)</td> <td>Tray Capacity : 125 sheets, Paper size : A5 - A3, Paper weight : 52-300g/m²</td> </tr> </tbody> </table>		1 x 550-Sheets Paper Tray (PB 3270)	Paper Size : A6-SRA3, Paper Weight : 60-300g/m ²	2 x 550-Sheets Paper Tray (PB 3280)	2,000-Sheets Large Capacity Tray (LCIT PB3290)	Paper Size : A4, Paper Weight : 60-300g/m ²	1,500-Sheets Large Capacity Tray (LCIT RT3040)	1,000-Sheets Hybrid Finisher (SR3260)	Paper Size : Proof Tray :A6-A3, Shift Tray : A6-A3, Paper weight : 60-300g/m ² Staple paper size : A4-A3, Staple paper weight :52-105g/m Staple position : Top, Bottom, 2 Staples Staple capacity Max : 50 sheets (A4) 30 Sheets (A3) Stapleless capacity Max : 5 sheets (A4/A3)	3,000-sheet Finisher (SR 3280)	Paper Size : Proof Tray :A6-A3, Shift Tray : A6-A3, Paper weight : 60-300g/m ² Staple paper size : A4-A3, Staple paper weight :52-105g/m Staple position : Top, Bottom, 2 Staples, Top slant Staple capacity Max : 50 sheets (A4) 30 Sheets (A3)	1,000-Sheet Booklet Finisher (SR3270)	Paper Size : Proof Tray :A6-A3, Shift Tray : A6-A3, Booklet tray : A4-A3 Paper weight : 60-300g/m ² Staple paper size : A4-A3, Staple paper weight :52-105g/m Staple position : Top, Bottom, 2 Staples, Booklet Staple capacity Max : 50 sheets (A4) 30 Sheets (A3)	2,000-Sheet Booklet Finisher (SR3290)	Paper Size : Proof Tray :A6-A3, Shift Tray : A6-A3, Booklet tray : A4-A3 Paper weight : 60-300g/m ² Staple paper size : A4-A3, Staple paper weight :52-105g/m Staple position : Top, Bottom, 2 Staples, Booklet Staple capacity Max : 50 sheets (A4) 30 Sheets (A3)	500-Sheet Internal Finisher (SR3250) (IM C6000 is not supported)	Paper Size : A6-A3, Paper weight : 60-300g/m ² Staple paper size : A4-A3, Staple paper weight :52-105g/m Staple position : Top, Bottom, 2 Staples Staple capacity Max : 50 sheets (A4) 30 Sheets (A3)	Internal Shift Tray (SH3080)	Tray Capacity : 250 sheets, Paper size : 320 mm x 600 mm or smaller, Paper weight : 60-300g/m ²	One-bin tray (BN3130)	Tray Capacity : 125 sheets, Paper size : A5 - A3, Paper weight : 52-300g/m ²
1 x 550-Sheets Paper Tray (PB 3270)	Paper Size : A6-SRA3, Paper Weight : 60-300g/m ²																						
2 x 550-Sheets Paper Tray (PB 3280)																							
2,000-Sheets Large Capacity Tray (LCIT PB3290)	Paper Size : A4, Paper Weight : 60-300g/m ²																						
1,500-Sheets Large Capacity Tray (LCIT RT3040)																							
1,000-Sheets Hybrid Finisher (SR3260)	Paper Size : Proof Tray :A6-A3, Shift Tray : A6-A3, Paper weight : 60-300g/m ² Staple paper size : A4-A3, Staple paper weight :52-105g/m Staple position : Top, Bottom, 2 Staples Staple capacity Max : 50 sheets (A4) 30 Sheets (A3) Stapleless capacity Max : 5 sheets (A4/A3)																						
3,000-sheet Finisher (SR 3280)	Paper Size : Proof Tray :A6-A3, Shift Tray : A6-A3, Paper weight : 60-300g/m ² Staple paper size : A4-A3, Staple paper weight :52-105g/m Staple position : Top, Bottom, 2 Staples, Top slant Staple capacity Max : 50 sheets (A4) 30 Sheets (A3)																						
1,000-Sheet Booklet Finisher (SR3270)	Paper Size : Proof Tray :A6-A3, Shift Tray : A6-A3, Booklet tray : A4-A3 Paper weight : 60-300g/m ² Staple paper size : A4-A3, Staple paper weight :52-105g/m Staple position : Top, Bottom, 2 Staples, Booklet Staple capacity Max : 50 sheets (A4) 30 Sheets (A3)																						
2,000-Sheet Booklet Finisher (SR3290)	Paper Size : Proof Tray :A6-A3, Shift Tray : A6-A3, Booklet tray : A4-A3 Paper weight : 60-300g/m ² Staple paper size : A4-A3, Staple paper weight :52-105g/m Staple position : Top, Bottom, 2 Staples, Booklet Staple capacity Max : 50 sheets (A4) 30 Sheets (A3)																						
500-Sheet Internal Finisher (SR3250) (IM C6000 is not supported)	Paper Size : A6-A3, Paper weight : 60-300g/m ² Staple paper size : A4-A3, Staple paper weight :52-105g/m Staple position : Top, Bottom, 2 Staples Staple capacity Max : 50 sheets (A4) 30 Sheets (A3)																						
Internal Shift Tray (SH3080)	Tray Capacity : 250 sheets, Paper size : 320 mm x 600 mm or smaller, Paper weight : 60-300g/m ²																						
One-bin tray (BN3130)	Tray Capacity : 125 sheets, Paper size : A5 - A3, Paper weight : 52-300g/m ²																						
PRINTER		OTHER OPTIONS																					
CPU (IM C4500/IM C6000):	Intel Atom Processor ApolloLake 1.6GHz	Platen Cover PN2000, DF3110, DF3120, Fax Option Type M37, G3 Interface Unit Type M37, Fax Connection unit Type M37, FAX Memory unit Type M19 64MB, Memory Unit Type M37 4GB, Caster Table Type M3, VM Card Type M37, Side Tray, Punch Unit NA/EU/SC (PU3070, PU3080, PU3090), Internal Multi-fold unit FD3010, Camera direct print card, Postscript3 Unit Type M37, XPS direct print Option Type M37, IEEE 1284 I/F Type M19, IEEE 802.11a/g/n I/F Type M19, Device server option Type M37, File format Converter Type M19, OCR Unit Type M13, Small Paper Feeding Unit Type M37, Page Keeper Type M37, ADF Handle, External Keyboard Bracket Type M19, Optional Counter Interface Unit Type M12, Key Counter Bracket Type M3, NFC Card Reader Type M37, Smart Card Reader Built in Unit Type M37, External USB Keyboard (No bracket), Color Controller E-25C, Unicode Font Package for SAP®License.																					
Printer language:	Standard: PCL5c, PCL6, Postscript 3 (emulation), PDF direct (emulation) Option: Genuine Adobe® Postscript®3™, XPS, IPDS, PictBridge, PDF Direct from Adobe®	*AirPrint certification will be available in 2019.																					
Print resolution:	1,200 x 1,200 dpi																						
Interface:	Standard: Ethernet 10 base-T/100base-TX/1000 base-T, USB Host I/F Type A, USB Device I/F Type B Option: Bi-directional IEEE 1284/ECP, Wireless LAN (IEEE 802.11a/b/g/n), Additional NIC (2nd port)																						
Mobile printing capability:	Apple AirPrint™, Mopria, Google Cloud Print, NFC, Ricoh Smart Device Connector																						
Windows environments:	Windows® 7, Windows® 8.1, Windows®10, Windows® Server 2008, Windows® Server 2008R2, Windows® Server 2012R2, Windows® Server 2016																						
Mac OS environments:	Macintosh OS X 10.11 or Later																						
UNIX environments:	UNIX Sun® Solaris, HP-UX, SCO OpenServer, RedHat® Linux Enterprise, IBM® AIX																						
SAP® environments: Other Supported environments:	SAP® S/4® IBM iSeries																						
SCANNER																							
Scanning speed:	120ipm (Simplex) / 240ipm (duplex)																						
Resolution (Maximum):	1,200 dpi																						
Compression Method:	TIFF (MH, MR, MMR, JBIG2), Grayscale																						
File Formats:	Single Page TIFF, Single page JPEG, Single Page High compression PDF, Single page PDF-A, Multi page TIFF, Multi page PDF, Multi page High compression PDF, Multi Page PDF-A																						
Scan Modes:	Email, Folder, USB, SD Card																						
FACSIMILE																							
Circuit:	PSTN, PBX																						
Transmission Speed:	2 Seconds																						
Modem Speed (Maximum):	33.6 Kbps																						
Resolution:	Standard: 8 x 3.65 line/mm, 200 x 100 dpi Option: 16 x 15.4 line/mm, 400 x 400 dpi																						
Compression method:	MH, MR, MMR, JBIG																						
Memory capacity:	Standard : 4MB (320 Pages) Maximum : 60MB (4,800 Pages)																						

RICOH
imagine. change.

RICOH (SINGAPORE) PTE LTD

20W Pasir Panjang Road #04-28 Mapletree Business City Singapore 117439
Phone : +65 6474 0777 Fax: +65 6476 0777
Email: sales@ricoh.sg Website: www.ricoh.sg

All brand and/or product names are trademarks of their respective owners. Specifications and external appearance are subject to change without notice. The colour of the actual product may vary from the colour shown in the brochure. The images in this brochure are not real photographs and slight differences in detail might appear. Copyright © 2019 Ricoh Singapore Pte Ltd. All rights reserved. This brochure, its contents and/or layout may not be modified and/or adapted, copied in part or in whole and/or incorporated into other works without the prior written permission of Ricoh Singapore Pte Ltd.



RICOH @Remote

